

Lesson 2

Introduction - Part 2

Δίψηφρα

Ει

εισιτήριο



Οι

οικογένεια



Αι

αίτηση

ΑΙΤΗΣΗ

Επώνυμο.....

Όνομα.....

Όνομα Πατέρα.....

Όνομα Μητέρας.....

Ου

ουρανός



Γγ

σφουγγάρι



Γκ

αγκαλιά



Ντ

παντελόνι



Μπ

μπάλα



Ι, ι Η, η Υ, υ ΕΙ, ει ΟΙ, οι ΥΙ, υι	/i/	Ι, ι	Η, η	Υ, υ
Ο, ο Ω, ω	/o/	Ο, ο	Ω, ω	
Ε, ε ΑΙ, αι	/e/	Ε, ε		

Συνδυασμοί

Ευ

ευρώ



ευθεία



Αυ

ταυτότητα



αυγό





Συμπλήρωσε τη λέξη
Ναι, όχι, δεν ξέρω



Γράψε με μικρά γράμματα:





Alphabet cards

Materials:

Print and fold the following letter cards

To start, mix up the letter cards and put them in the middle. All the cards are different and have one capital letter on each side. The teacher says a country name and the learners try to recognize and pick the first letter of the word. When someone finds the right card, can keep it. We continue with more countries until everyone gets one card.

Once each one has their own card, the teacher can write a word (lower case) on the board. The words for this part of the activity could be our names. Now, the students that hold a letter which is included in the word, can show the card to the group and pronounce the sound of the letter. After that, they can pronounce the word and find out whose name it is.

Lastly, the participants use the cards to create the word *καλημέρα* by putting them in the correct order.





K




N




A



Н



T



M

E



T

O



P

A



П